



# Round 1 : February 25 - 27

## Phillip Island GP Circuit



ASBK.COM.AU f t i y

### SUPERBIKE MASTERS

#### Race 3

Date: 27/02/22  
 Event: R16  
 Weather: Cloudy - Temp: 22.7C  
 Track: Dry - Temp: 36.0C

Started at: 16:29:03  
 Laps: 5  
 Starters: 18  
 Printed at: 17:00

### AMENDED CLASSIFICATION


Pos	No	Name	Class	Machine	Laps	Race Time	Behind Leader	Behind Prev	Fastest Lap	On Lap	Top Speed
1	29	Scott CAMPBELL (TAS) / Leigh Kelly Agencies TAS / Alpinestars / RST	P67	Honda RC30 750	5	8:41.260			1:43.060	2	238
2	36	Murray CLARK (QLD)	P6F13	Suzuki GSXR 1183	5	8:41.736	.476	.476	1:42.664	4	254
3	76	Scott WEBSTER (VIC) / West Gippsland Auto Electrics / T&K Carney	P5F1	Harris Suzuki 1200	5	9:04.510	23.250	22.774	1:46.845	2	240
4	62	Phillip BURKE (NSW)	P67	Honda RC30 750	5	9:04.619	23.359	.109	1:46.587	4	226
5	32	Aaron BENNETT (NSW) / Well Sprung	P5UN	Suzuki GSX 1298	5	9:19.198	37.938	14.579	1:50.188	2	236
6	33	James AGOMBAR (VIC) / Contemporary Flooring Solutions	P5F1	Yamaha TZ 750	5	9:24.164	42.904	4.966	1:50.932	3	231
7	90	Michael MOLONEY (VIC) / Toss Dog Racing	P5UN	Suzuki GSX 1170	5	9:26.971	45.711	2.807	1:51.057	5	229
8	73	Glenn CRUTCHLEY (VIC) / Kallista Electrical	P5F1	P&M Kawasaki 1200	5	9:27.050	45.790	.079	1:50.868	5	229
9	64	Ian SHORT (VIC)	P5F1	Suzuki CMR 1100	5	9:28.580	47.320	1.530	1:51.791	2	227
10	75	Steven HARLEY (NSW)	P6F13	Bimota YB6 1000	5	9:28.812	47.552	.232	1:51.743	4	217
11	151	Phillip BEVAN (NSW)	P67	Honda VFRR 750	5	9:30.400	49.140	1.588	1:51.843	5	221
12	4	Patrick POVOLNY (NSW) / Truck-Eez Transport Refrigeration & Repairs	P5UN	Suzuki GSX 1166	5	9:52.270	1:11.010	21.870	1:56.085	5	219
13	131	Paul RIGNEY (NSW) / HK31	P5F1	Harris Kawasaki 1075	5	9:52.366	1:11.106	.096	1:55.993	5	199
14	612	Gregory JAMES (NSW)	P5UN	Honda CBR 1100	5	9:52.888	1:11.628	.522	1:55.748	5	215
15	22	Karen WEBB (TAS) / SKI Investments	P67	Suzuki GSX-R 750	5	9:53.255	1:11.995	.367	1:56.785	3	222
16	134	Mark RODDA (NSW) / Metroll Lismore / Bolt Barn Lismore	P5UN	Suzuki GS 1100	5	9:53.859	1:12.599	.604	1:56.000	5	203
17	11	Craig HUNTER (QLD)	P5UN	Yamaha XV 1000	5	10:29.732	1:48.472	35.873	2:03.741	3	205
18	816	Darren LARK (VIC)	P5UN	Suzuki GSX 1150	5	10:37.184	1:55.924	7.452	2:05.646	2	198


Fastest Lap was 1:42.664 by Murray CLARK (QLD)

\*\*\* Rider 33 (James AGOMBAR (VIC)) - 10 second penalty imposed by Clerk of Course for jumped start \*\*\*

\*\*\* AMENDMENT: JUMP START PENALTY REMOVED UPON REVIEW BY RACE DIRECTOR \*\*\*

The results are provisional until the end of the time limit for protests and appeals.

  
 Chief Timekeeper - Scott Laing

  
 Race Director - Tom Williams



www.computime.com.au  
 COMPUTIME RACE TIMING SYSTEMS PTY LTD





Round 1 : February 25 - 27

Phillip Island GP Circuit



ASBK.COM.AU f t i y

SUPERBIKE MASTERS

Race 3

Date: 27/02/22  
Event: R16  
Weather: Cloudy - Temp: 22.7C  
Track: Dry - Temp: 36.0C

Started at: 16:29:03  
Laps: 5  
Starters: 18  
Printed at: 17:00

AMENDED LAP TIMES


No	Name	Lap 1	Lap 2	Lap 3	Lap 4	Lap 5
4	Patrick POVOLNY (NSW)	2:04.260	1:57.122	1:57.207	1:57.596	<b>1:56.085</b>
11	Craig HUNTER (QLD)	2:11.834	2:04.663	<b>2:03.741</b>	2:05.372	2:04.122
22	Karen WEBB (TAS)	2:05.014	1:57.528	<b>1:56.785</b>	1:57.128	1:56.800
29	Scott CAMPBELL (TAS)	1:48.664	<b>1:43.060</b>	1:43.312	1:43.108	1:43.116
32	Aaron BENNETT (NSW)	1:56.332	<b>1:50.188</b>	1:50.427	1:51.670	1:50.581
33	James AGOMBAR (VIC)	1:55.925	1:51.448	<b>1:50.932</b>	1:52.688	1:53.171
36	Murray CLARK (QLD)	1:49.621	1:42.919	1:43.339	<b>1:42.664</b>	1:43.193
62	Phillip BURKE (NSW)	1:55.214	1:47.423	1:48.604	<b>1:46.587</b>	1:46.791
64	Ian SHORT (VIC)	1:59.579	<b>1:51.791</b>	1:52.024	1:52.639	1:52.547
73	Glenn CRUTCHLEY (VIC)	1:58.373	1:53.190	1:53.080	1:51.539	<b>1:50.868</b>
75	Steven HARLEY (NSW)	1:59.514	1:52.397	1:52.368	<b>1:51.743</b>	1:52.790
76	Scott WEBSTER (VIC)	1:55.815	<b>1:46.845</b>	1:47.145	1:47.005	1:47.700
90	Michael MOLONEY (VIC)	1:57.737	1:52.797	1:52.900	1:52.480	<b>1:51.057</b>
131	Paul RIGNEY (NSW)	2:04.530	1:56.537	1:57.717	1:57.589	<b>1:55.993</b>
134	Mark RODDA (NSW)	2:05.829	1:58.052	1:57.246	1:56.732	<b>1:56.000</b>
151	Phillip BEVAN (NSW)	1:59.945	1:52.312	1:52.714	1:53.586	<b>1:51.843</b>
612	Gregory JAMES (NSW)	2:06.004	1:57.358	1:56.704	1:57.074	<b>1:55.748</b>
816	Darren LARK (VIC)	2:12.591	<b>2:05.646</b>	2:06.041	2:05.806	2:07.100

\*\*\* Rider 33 (James AGOMBAR (VIC)) - 10 second penalty imposed by Clerk of Course for jumped start \*\*\*

\*\*\* AMENDMENT: JUMP START PENALTY REMOVED UPON REVIEW BY RACE DIRECTOR \*\*\*

The results are provisional until the end of the time limit for protests and appeals.

  
Chief Timekeeper - Scott Laing

  
Race Director - Tom Williams



www.computime.com.au  
COMPUTIME RACE TIMING SYSTEMS PTY LTD





# Round 1 : February 25 - 27

## Phillip Island GP Circuit



### SUPERBIKE MASTERS

#### Race 3

Date: 27/02/22  
 Event: R16  
 Weather: Cloudy - Temp: 22.7C  
 Track: Dry - Temp: 36.0C

Started at: 16:29:03  
 Laps: 5  
 Starters: 18  
 Printed at: 17:00

#### AMENDED SPLIT TIMES

Lap	Split 1	Split 2	Split 3	Split 4	Lap Time	Spd	Lap	Split 1	Split 2	Split 3	Split 4	Lap Time	Spd
<b>4 Patrick POVOLNY (NSW) (12th)</b>							3	<u>26.607</u>	<u>32.251</u>	<u>21.012</u>	31.062	<u>1:50.932</u>	227
1	36.116	33.987	22.088	32.069	2:04.260	185	4	27.037	33.112	21.098	31.441	1:52.688	227
2	<u>28.293</u>	34.780	22.445	31.604	1:57.122	219	5	26.898	33.570	21.030	31.673	1:53.171	225
3	28.699	<u>34.044</u>	22.528	31.936	1:57.207	216	<b>36 Murray CLARK (QLD) (2nd)</b>						
4	28.704	34.628	22.310	31.954	1:57.596	213	1	31.379	30.248	19.606	28.388	1:49.621	195
5	28.493	34.276	<u>21.806</u>	<u>31.510</u>	<u>1:56.085</u>	211	2	25.006	30.025	<u>19.429</u>	28.459	1:42.919	254
<b>11 Craig HUNTER (QLD) (17th)</b>							3	<u>24.789</u>	30.226	19.530	28.794	1:43.339	249
1	38.571	35.994	23.544	33.725	2:11.834	165	4	24.961	29.817	19.489	<u>28.397</u>	<u>1:42.664</u>	251
2	30.200	<u>35.609</u>	23.912	34.942	2:04.663	205	5	25.158	<u>29.611</u>	19.538	28.886	1:43.193	254
3	<u>29.624</u>	36.023	23.884	34.210	<u>2:03.741</u>	205	<b>62 Phillip BURKE (NSW) (4th)</b>						
4	30.167	36.647	24.005	34.553	2:05.372	205	1	33.617	31.174	20.481	29.942	1:55.214	180
5	29.950	36.217	<u>23.812</u>	<u>34.143</u>	2:04.122	203	2	25.958	31.309	20.326	29.830	1:47.423	226
<b>22 Karen WEBB (TAS) (15th)</b>							3	26.340	32.588	<u>19.979</u>	29.697	1:48.604	225
1	37.109	34.037	22.169	31.699	2:05.014	186	4	<u>25.752</u>	31.251	20.005	<u>29.579</u>	<u>1:46.587</u>	226
2	28.835	34.024	22.610	32.059	1:57.528	195	5	25.780	<u>31.227</u>	20.067	29.717	1:46.791	226
3	28.443	<u>33.836</u>	22.710	31.796	<u>1:56.785</u>	211	<b>64 Ian SHORT (VIC) (9th)</b>						
4	28.671	34.379	22.578	<u>31.500</u>	1:57.128	222	1	34.634	32.396	21.136	31.413	1:59.579	188
5	<u>27.954</u>	33.949	<u>21.684</u>	33.213	1:56.800	220	2	27.213	32.279	21.159	<u>31.140</u>	<u>1:51.791</u>	227
<b>29 Scott CAMPBELL (TAS) (1st)</b>							3	<u>27.173</u>	32.363	<u>21.130</u>	31.358	1:52.024	224
1	30.759	29.635	19.597	28.673	1:48.664	187	4	27.256	32.474	21.387	31.522	1:52.639	222
2	<u>24.903</u>	29.751	19.656	28.750	<u>1:43.060</u>	238	5	27.514	<u>32.008</u>	21.409	31.616	1:52.547	225
3	25.042	29.992	<u>19.560</u>	28.718	1:43.312	237	<b>73 Glenn CRUTCHLEY (VIC) (8th)</b>						
4	24.951	29.819	19.692	<u>28.646</u>	1:43.108	235	1	33.909	32.738	20.991	30.735	1:58.373	182
5	25.078	<u>29.674</u>	19.585	28.779	1:43.116	236	2	27.473	33.424	21.559	30.734	1:53.190	221
<b>32 Aaron BENNETT (NSW) (5th)</b>							3	27.214	33.561	21.667	30.638	1:53.080	229
1	33.255	32.085	20.579	30.413	1:56.332	192	4	<u>27.086</u>	32.617	21.329	30.507	1:51.539	221
2	<u>26.632</u>	32.414	20.853	<u>30.289</u>	<u>1:50.188</u>	232	5	27.470	<u>32.348</u>	<u>20.817</u>	<u>30.233</u>	<u>1:50.868</u>	213
3	26.934	32.206	<u>20.666</u>	30.621	1:50.427	236	<b>75 Steven HARLEY (NSW) (10th)</b>						
4	27.360	32.293	21.436	30.581	1:51.670	235	1	34.928	32.394	21.233	30.959	1:59.514	181
5	27.054	<u>32.081</u>	20.752	30.694	1:50.581	233	2	27.570	<u>32.666</u>	21.350	30.811	1:52.397	214
<b>33 James AGOMBAR (VIC) (6th)</b>							3	27.344	32.861	21.626	<u>30.537</u>	1:52.368	217
1	32.350	32.057	20.871	30.647	1:55.925	188	4	<u>27.151</u>	32.736	<u>21.002</u>	30.854	<u>1:51.743</u>	213
2	26.713	33.071	21.076	<u>30.588</u>	1:51.448	231	5	27.793	32.766	21.450	30.781	1:52.790	202

*Scott Laing*  
 Chief Timekeeper - Scott Laing

*Tom Williams*  
 Race Director - Tom Williams





# Round 1 : February 25 - 27

## Phillip Island GP Circuit



### SUPERBIKE MASTERS

#### Race 3

Date: 27/02/22  
 Event: R16  
 Weather: Cloudy - Temp: 22.7C  
 Track: Dry - Temp: 36.0C

Started at: 16:29:03  
 Laps: 5  
 Starters: 18  
 Printed at: 17:00

#### AMENDED SPLIT TIMES

Lap	Split 1	Split 2	Split 3	Split 4	Lap Time	Spd	Lap	Split 1	Split 2	Split 3	Split 4	Lap Time	Spd
<b>76 Scott WEBSTER (VIC) (3rd)</b>							5	<u>28.384</u>	34.039	<u>21.835</u>	<u>31.742</u>	<u>1:56.000</u>	203
1	33.815	31.902	20.164	29.934	1:55.815	182							
2	<u>25.803</u>	<u>31.118</u>	20.186	29.738	<u>1:46.845</u>	237							
3	26.111	31.482	20.012	29.540	1:47.145	240							
4	26.388	31.382	<u>19.921</u>	<u>29.314</u>	1:47.005	236							
5	26.382	31.234	20.330	29.754	1:47.700	228							
							<b>151 Phillip BEVAN (NSW) (11th)</b>						
							1	35.351	32.643	21.088	30.863	1:59.945	174
							2	27.457	32.900	21.204	30.751	1:52.312	220
							3	27.430	33.093	21.662	<u>30.529</u>	1:52.714	216
							4	<u>27.045</u>	33.171	<u>21.065</u>	32.305	1:53.586	221
							5	27.159	<u>32.319</u>	21.250	31.115	<u>1:51.843</u>	220
<b>90 Michael MOLONEY (VIC) (7th)</b>													
1	33.611	32.315	21.062	30.749	1:57.737	185							
2	27.167	32.557	22.087	<u>30.986</u>	1:52.797	229							
3	27.631	33.189	<u>21.019</u>	31.061	1:52.900	222							
4	27.746	32.213	21.342	31.179	1:52.480	220							
5	<u>26.935</u>	<u>31.934</u>	21.149	31.039	<u>1:51.057</u>	218							
							<b>612 Gregory JAMES (NSW) (14th)</b>						
							1	37.401	34.314	22.225	32.064	2:06.004	165
							2	28.369	34.098	22.237	32.654	1:57.358	215
							3	28.556	<u>33.734</u>	22.142	32.272	1:56.704	213
							4	28.329	34.258	22.534	31.953	1:57.074	211
							5	<u>28.319</u>	33.873	<u>21.927</u>	<u>31.629</u>	<u>1:55.748</u>	205
<b>131 Paul RIGNEY (NSW) (13th)</b>													
1	36.283	34.053	21.902	32.292	2:04.530	174							
2	<u>28.383</u>	33.732	22.355	32.067	1:56.537	199							
3	29.358	34.095	22.230	32.034	1:57.717	191							
4	28.828	34.556	22.167	32.038	1:57.589	199							
5	28.629	<u>33.572</u>	<u>21.840</u>	<u>31.952</u>	<u>1:55.993</u>	197							
							<b>816 Darren LARK (VIC) (18th)</b>						
							1	38.227	36.979	23.707	33.678	2:12.591	179
							2	<u>30.656</u>	<u>36.761</u>	24.256	<u>33.973</u>	<u>2:05.646</u>	198
							3	30.837	37.018	24.110	34.076	2:06.041	195
							4	30.664	37.395	<u>23.723</u>	34.024	2:05.806	195
							5	31.077	37.281	24.398	34.344	2:07.100	187
<b>134 Mark RODDA (NSW) (16th)</b>													
1	36.580	34.780	22.335	32.134	2:05.829	174							
2	28.750	34.248	22.214	32.840	1:58.052	203							
3	28.758	34.176	22.188	32.124	1:57.246	202							
4	28.693	<u>33.998</u>	22.089	31.952	1:56.732	200							

\*\*\* Rider 33 (James AGOMBAR (VIC)) - 10 second penalty imposed by Clerk of Course for jumped start \*\*\*

\*\*\* AMENDMENT: JUMP START PENALTY REMOVED UPON REVIEW BY RACE DIRECTOR \*\*\*

The results are provisional until the end of the time limit for protests and appeals.

*Scott Laing*  
 Chief Timekeeper - Scott Laing

*Tom Williams*  
 Race Director - Tom Williams







Round 1 : February 25 - 27

Phillip Island GP Circuit



ASBK.COM.AU f t i y

SUPERBIKE MASTERS

Race 3

Date: 27/02/22
Event: R16
Weather: Cloudy - Temp: 22.7C
Track: Dry - Temp: 36.0C

Started at: 16:29:03
Laps: 5
Starters: 18
Printed at: 17:00

AMENDED FASTEST LAPS SEQUENCE

Table with 6 columns: Lap, Race Pos, No, Name, Machine, Fastest Lap, On Lap. Contains 4 rows of race data.

\*\*\* Rider 33 (James AGOMBAR (VIC)) - 10 second penalty imposed by Clerk of Course for jumped start \*\*\*

\*\*\* AMENDMENT: JUMP START PENALTY REMOVED UPON REVIEW BY RACE DIRECTOR \*\*\*

The results are provisional until the end of the time limit for protests and appeals.

Handwritten signature of Scott Laing, Chief Timekeeper.

Chief Timekeeper - Scott Laing

Handwritten signature of Tom Williams, Race Director.

Race Director - Tom Williams



www.computime.com.au
COMPUTIME RACE TIMING SYSTEMS PTY LTD





**Round 1 : February 25 - 27**

**Phillip Island GP Circuit**



**SUPERBIKE MASTERS**

**Race 3**

Date: 27/02/22  
 Event: R16  
 Weather: Cloudy - Temp: 22.7C  
 Track: Dry - Temp: 36.0C

Started at: 16:29:03  
 Laps: 5  
 Starters: 18  
 Printed at: 17:00

**AMENDED LAP SHEET**

No	Lap Time	Gap	No	Lap Time	Gap	No	Lap Time	Gap	No	Lap Time	Gap
<b>Lap 1</b>			64	1:51.791	19.646	11	2:03.741	1:05.20	33	1:53.171	42.904
29	1:48.664		73	1:53.190	19.839	816	2:06.041	1:09.24	90	1:51.057	45.711
36	1:49.621	.957	75	1:52.397	20.187	<b>Lap 4</b>			73	1:50.868	45.790
62	1:55.214	6.550	151	1:52.312	20.533	29	1:43.108		64	1:52.547	47.320
76	1:55.815	7.151	131	1:56.537	29.343	36	1:42.664	.399	75	1:52.790	47.552
33	1:55.925	7.261	4	1:57.122	29.658	76	1:47.005	18.666	151	1:51.843	49.140
32	1:56.332	7.668	22	1:57.528	30.818	62	1:46.587	19.684	4	1:56.085	1:11.01
90	1:57.737	9.073	612	1:57.358	31.638	32	1:51.670	30.473	131	1:55.993	1:11.10
73	1:58.373	9.709	134	1:58.052	32.157	33	1:52.688	32.849	612	1:55.748	1:11.62
75	1:59.514	10.850	11	2:04.663	44.773	90	1:52.480	37.770	22	1:56.800	1:11.99
64	1:59.579	10.915	816	2:05.646	46.513	75	1:51.743	37.878	134	1:56.000	1:12.59
151	1:59.945	11.281	<b>Lap 3</b>			90	1:52.480	37.770	11	2:04.122	1:48.47
4	2:04.260	15.596	29	1:43.312		75	1:51.743	37.878	816	2:07.100	1:55.92
131	2:04.530	15.866	36	1:43.339	.843	64	1:52.639	37.889			
22	2:05.014	16.350	73	1:53.080	29.607	73	1:51.539	38.038			
134	2:05.829	17.165	151	1:52.714	29.935	151	1:53.586	40.413			
612	2:06.004	17.340	4	1:57.207	43.553	4	1:57.596	58.041			
11	2:11.834	23.170	131	1:57.717	43.748	131	1:57.589	58.229			
816	2:12.591	23.927	32	1:50.427	21.911	22	1:57.128	58.311			
			33	1:50.932	23.269	612	1:57.074	58.996			
			64	1:52.024	28.358	134	1:56.732	59.715			
			90	1:52.900	28.398	11	2:05.372	1:27.46			
			75	1:52.368	29.243	816	2:05.806	1:31.94			
			73	1:53.080	29.607	<b>Lap 5</b>					
			151	1:52.714	29.935	29	1:43.116				
			4	1:57.207	43.553	36	1:43.193	.476			
			131	1:57.717	43.748	76	1:47.700	23.250			
			22	1:56.785	44.291	62	1:46.791	23.359			
			612	1:56.704	45.030	32	1:50.581	37.938			
			134	1:57.246	46.091						

\*\*\* Rider 33 (James AGOMBAR (VIC)) - 10 second penalty imposed by Clerk of Course for jumped start \*\*\*

\*\*\* AMENDMENT: JUMP START PENALTY REMOVED UPON REVIEW BY RACE DIRECTOR \*\*\*

The results are provisional until the end of the time limit for protests and appeals.

*Scott Laing*  
 Chief Timekeeper - Scott Laing

*Tom Williams*  
 Race Director - Tom Williams



[www.computime.com.au](http://www.computime.com.au)  
**COMPUTIME RACE TIMING SYSTEMS PTY LTD**





**Round 1 : February 25 - 27**

**Phillip Island GP Circuit**



ASBK.COM.AU f t i y

**SUPERBIKE MASTERS**

**Race 3**

Date: 27/02/22  
 Event: R16  
 Weather: Cloudy - Temp: 22.7C  
 Track: Dry - Temp: 36.0C

Started at: 16:29:03  
 Laps: 5  
 Starters: 18  
 Printed at: 17:00

**AMENDED LAP CHART**

Name	Grid	1	2	3	4	5	Name
S. CAMPBELL	20	20	20	20	20	20	S. CAMPBELL
M. CLARK	36	36	36	36	36	36	M. CLARK
C. FORDE	122	62	62	76	76	76	S. WEBSTER
J. ALLEN	37	76	76	62	62	62	P. BURKE
S. WEBSTER	76	33	32	32	32	32	A. BENNETT
P. BURKE	62	32	33	33	33	33	J. AGOMBAR
D. CASTLETON	9	90	90	64	90	90	M. MOLONEY
B. PHELAN	2	73	64	90	75	73	G. CRUTCHLEY
P. BEVAN	151	75	73	75	64	64	I. SHORT
G. CRUTCHLEY	73	64	75	73	73	75	S. HARLEY
J. AGOMBAR	33	151	151	151	151	151	P. BEVAN
M. MOLONEY	90	4	131	4	4	4	P. POVOLNY
A. BENNETT	32	131	4	131	131	131	P. RIGNEY
S. HARLEY	75	22	22	22	22	612	G. JAMES
I. SHORT	64	134	612	612	612	22	K. WEBB
A. TEHENNEPE	8	612	134	134	134	134	M. RODDA
J. DAWSON	14	11	11	11	11	11	C. HUNTER
P. RIGNEY	131	816	816	816	816	816	D. LARK
P. POVOLNY	4						
K. WEBB	22						
C. DITCHBURN	31						C. DITCHBURN
G. JAMES	612						
M. RODDA	134						
C. HUNTER	11						
R. DOBSON	110						R. DOBSON
D. LARK	816						
D. DAVIS	7						D. DAVIS

\*\*\* Rider 33 (James AGOMBAR (VIC)) - 10 second penalty imposed by Clerk of Course for jumped start \*\*\*

\*\*\* AMENDMENT: JUMP START PENALTY REMOVED UPON REVIEW BY RACE DIRECTOR \*\*\*

The results are provisional until the end of the time limit for protests and appeals.

*Scott Laing*  
 Chief Timekeeper - Scott Laing

*Tom Williams*  
 Race Director - Tom Williams



[www.computime.com.au](http://www.computime.com.au)  
**COMPUTIME RACE TIMING SYSTEMS PTY LTD**





**Round 1 : February 25 - 27**

**Phillip Island GP Circuit**



ASBK.COM.AU f t i y

**SUPERBIKE MASTERS**

**Race 3**

Date: 27/02/22  
 Event: R16  
 Weather: Cloudy - Temp: 22.7C  
 Track: Dry - Temp: 36.0C

Started at: 16:29:03  
 Laps: 5  
 Starters: 18  
 Printed at: 17:00

**AMENDED BEST PARTIAL TIMES**

Pos	Split 1		Split 2		Split 3		Split 4		LAP		Ideal	Fastest
	Name	Time	Name	Time	Name	Time	Name	Time	Name			
1	M. CLARK	24.789	M. CLARK	29.611	M. CLARK	19.429	J. AGOMBAR	20.588	J. AGOMBAR	1:40.123	1:50.932	
2	S. CAMPBELL	24.903	S. CAMPBELL	29.635	S. CAMPBELL	19.560	M. CLARK	28.388	M. CLARK	1:42.217	1:42.664	
3	P. BURKE	25.752	S. WEBSTER	31.118	S. WEBSTER	19.921	S. CAMPBELL	28.646	S. CAMPBELL	1:42.744	1:43.060	
4	S. WEBSTER	25.803	P. BURKE	31.174	P. BURKE	19.979	S. WEBSTER	29.314	S. WEBSTER	1:46.156	1:46.845	
5	J. AGOMBAR	26.607	M. MOLONEY	31.934	A. BENNETT	20.579	P. BURKE	29.579	P. BURKE	1:46.484	1:46.587	
6	A. BENNETT	26.632	I. SHORT	32.008	G. CRUTCHLE	20.817	G. CRUTCHLE	30.233	A. BENNETT	1:49.581	1:50.188	
7	M. MOLONEY	26.935	J. AGOMBAR	32.057	J. AGOMBAR	20.871	A. BENNETT	30.289	G. CRUTCHLE	1:50.484	1:50.868	
8	P. BEVAN	27.045	A. BENNETT	32.081	S. HARLEY	21.002	P. BEVAN	30.529	M. MOLONEY	1:50.637	1:51.057	
9	G. CRUTCHLE	27.086	P. BEVAN	32.319	M. MOLONEY	21.019	S. HARLEY	30.537	P. BEVAN	1:50.958	1:51.843	
10	S. HARLEY	27.151	G. CRUTCHLE	32.348	P. BEVAN	21.065	M. MOLONEY	30.749	S. HARLEY	1:51.084	1:51.743	
11	I. SHORT	27.173	S. HARLEY	32.394	I. SHORT	21.130	I. SHORT	31.140	I. SHORT	1:51.451	1:51.791	
12	K. WEBB	27.954	P. RIGNEY	33.572	K. WEBB	21.684	K. WEBB	31.500	K. WEBB	1:54.974	1:56.785	
13	P. POVOLNY	28.293	G. JAMES	33.734	P. POVOLNY	21.806	P. POVOLNY	31.510	P. POVOLNY	1:55.596	1:56.085	
14	G. JAMES	28.319	K. WEBB	33.836	M. RODDA	21.835	G. JAMES	31.629	G. JAMES	1:55.609	1:55.748	
15	P. RIGNEY	28.383	P. POVOLNY	33.987	P. RIGNEY	21.840	M. RODDA	31.742	P. RIGNEY	1:55.747	1:55.993	
16	M. RODDA	28.384	M. RODDA	33.998	G. JAMES	21.927	P. RIGNEY	31.952	M. RODDA	1:55.959	1:56.000	
17	C. HUNTER	29.624	C. HUNTER	35.609	C. HUNTER	23.544	D. LARK	33.678	C. HUNTER	2:02.502	2:03.741	
18	D. LARK	30.656	D. LARK	36.761	D. LARK	23.707	C. HUNTER	33.725	D. LARK	2:04.802	2:05.646	

\*\*\* Rider 33 (James AGOMBAR (VIC)) - 10 second penalty imposed by Clerk of Course for jumped start \*\*\*

\*\*\* AMENDMENT: JUMP START PENALTY REMOVED UPON REVIEW BY RACE DIRECTOR \*\*\*

The results are provisional until the end of the time limit for protests and appeals.

*Scott Laing*  
 Chief Timekeeper - Scott Laing

*Tom Williams*  
 Race Director - Tom Williams



[www.computime.com.au](http://www.computime.com.au)  
**COMPUTIME RACE TIMING SYSTEMS PTY LTD**







**Round 1 : February 25 - 27**

**Phillip Island GP Circuit**



ASBK.COM.AU f t i y

**SUPERBIKE MASTERS  
AMENDED EVENT POINTS**

**SUPERBIKE MASTERS - OVERALL**

Pos	No	Name	Rnd 1 Race 1	Rnd 1 Race 2	Rnd 1 Race 3	Total
1	36	Murray CLARK	25	25	20	70
2	29	Scott CAMPBELL	20	20	25	65
3	76	Scott WEBSTER	18	16	18	52
4	62	Phillip BURKE	17	17	17	51
5	33	James AGOMBAR	15	15	15	45
6	90	Michael MOLONEY	14	14	14	42
7	73	Glenn CRUTCHLEY	13	11	13	37
8	151	Phillip BEVAN	10	13	10	33
9	32	Aaron BENNETT	11	3	16	30
10	4	Patrick POVOLNY	6	9	9	24
11	75	Steven HARLEY		12	11	23
12	64	Ian SHORT	9		12	21
13	131	Paul RIGNEY	5	8	8	21
14	37	John ALLEN		18		18
15	14	Jason DAWSON	8	10		18
16	612	Gregory JAMES	4	5	7	16
17	22	Karen WEBB	3	7	6	16
18	2	Bradley PHELAN	16			16
19	8	Albert TEHENNEPE	7	6		13
20	9	Dean CASTLETON	12			12
21	134	Mark RODDA	2	4	5	11
22	11	Craig HUNTER	1	2	4	7
23	816	Darren LARK		1	3	4

**SUPERBIKE MASTERS - PERIOD 5 F1**

Pos	No	Name	Rnd 1 Race 1	Rnd 1 Race 2	Rnd 1 Race 3	Total
1	76	Scott WEBSTER	25	20	25	70
2	33	James AGOMBAR	20	18	20	58
3	73	Glenn CRUTCHLEY	18	17	18	53
4	131	Paul RIGNEY	15	16	16	47
5	64	Ian SHORT	17		17	34
6	8	Albert TEHENNEPE	16	15		31
7	37	John ALLEN		25		25

*Scott Laing*  
.....  
Chief Timekeeper - Scott Laing

*Tom Williams*  
.....  
Race Director - Tom Williams





**Round 1 : February 25 - 27**

**Phillip Island GP Circuit**



ASBK.COM.AU

**SUPERBIKE MASTERS  
AMENDED EVENT POINTS**

**SUPERBIKE MASTERS - PERIOD 5 UNLIMITED**

Pos	No	Name	Rnd 1 Race 1	Rnd 1 Race 2	Rnd 1 Race 3	Total
1	90	Michael MOLONEY	20	25	20	65
2	32	Aaron BENNETT	18	16	25	59
3	4	Patrick POVOLNY	17	20	18	55
4	612	Gregory JAMES	16	18	17	51
5	134	Mark RODDA	15	17	16	48
6	11	Craig HUNTER	14	15	15	44
7	816	Darren LARK	12		14	26
8	2	Bradley PHELAN	25			25
9	110	Ross DOBSON	13			13

**SUPERBIKE MASTERS - PERIOD 6 FORMULA 750cc**

Pos	No	Name	Rnd 1 Race 1	Rnd 1 Race 2	Rnd 1 Race 3	Total
1	29	Scott CAMPBELL	25	25	25	75
2	62	Phillip BURKE	20	20	20	60
3	151	Phillip BEVAN	18	18	18	54
4	22	Karen WEBB	17	17	17	51
5	816	Darren LARK		16		16

**SUPERBIKE MASTERS - PERIOD 6 FORMULA 1300cc**

Pos	No	Name	Rnd 1 Race 1	Rnd 1 Race 2	Rnd 1 Race 3	Total
1	36	Murray CLARK	25	25	25	75
2	75	Steven HARLEY		20	20	40
3	14	Jason DAWSON	18	18		36
4	9	Dean CASTLETON	20			20

.....  
Chief Timekeeper - Scott Laing

.....  
Race Director - Tom Williams



**www.computime.com.au**  
**COMPUTIME RACE TIMING SYSTEMS PTY LTD**





**Round 1 : February 25 - 27**

**Phillip Island GP Circuit**



ASBK.COM.AU f t i y

**SUPERBIKE MASTERS  
AMENDED PROGRESSIVE SERIES POINTS**

**SUPERBIKE MASTERS - OVERALL**

Pos	No	Name	Rnd 1 Race 1	Rnd 1 Race 2	Rnd 1 Race 3	Total
1	36	Murray CLARK	25	25	20	70
2	29	Scott CAMPBELL	20	20	25	65
3	76	Scott WEBSTER	18	16	18	52
4	62	Phillip BURKE	17	17	17	51
5	33	James AGOMBAR	15	15	15	45
6	90	Michael MOLONEY	14	14	14	42
7	73	Glenn CRUTCHLEY	13	11	13	37
8	151	Phillip BEVAN	10	13	10	33
9	32	Aaron BENNETT	11	3	16	30
10	4	Patrick POVOLNY	6	9	9	24
11	75	Steven HARLEY		12	11	23
12	64	Ian SHORT	9		12	21
13	131	Paul RIGNEY	5	8	8	21
14	37	John ALLEN		18		18
15	14	Jason DAWSON	8	10		18
16	612	Gregory JAMES	4	5	7	16
17	22	Karen WEBB	3	7	6	16
18	2	Bradley PHELAN	16			16
19	8	Albert TEHENNEPE	7	6		13
20	9	Dean CASTLETON	12			12
21	134	Mark RODDA	2	4	5	11
22	11	Craig HUNTER	1	2	4	7
23	816	Darren LARK		1	3	4

**SUPERBIKE MASTERS - PERIOD 5 F1**

Pos	No	Name	Rnd 1 Race 1	Rnd 1 Race 2	Rnd 1 Race 3	Total
1	76	Scott WEBSTER	25	20	25	70
2	33	James AGOMBAR	20	18	20	58
3	73	Glenn CRUTCHLEY	18	17	18	53
4	131	Paul RIGNEY	15	16	16	47
5	64	Ian SHORT	17		17	34
6	8	Albert TEHENNEPE	16	15		31
7	37	John ALLEN		25		25

*Scott Laing*  
.....  
Chief Timekeeper - Scott Laing

*Tom Williams*  
.....  
Race Director - Tom Williams



[www.computime.com.au](http://www.computime.com.au)  
**COMPUTIME RACE TIMING SYSTEMS PTY LTD**





**Round 1 : February 25 - 27**

**Phillip Island GP Circuit**



ASBK.COM.AU

**SUPERBIKE MASTERS  
AMENDED PROGRESSIVE SERIES POINTS**

**SUPERBIKE MASTERS - PERIOD 5 UNLIMITED**

Pos	No	Name	Rnd 1 Race 1	Rnd 1 Race 2	Rnd 1 Race 3	Total
1	90	Michael MOLONEY	20	25	20	65
2	32	Aaron BENNETT	18	16	25	59
3	4	Patrick POVOLNY	17	20	18	55
4	612	Gregory JAMES	16	18	17	51
5	134	Mark RODDA	15	17	16	48
6	11	Craig HUNTER	14	15	15	44
7	816	Darren LARK	12		14	26
8	2	Bradley PHELAN	25			25
9	110	Ross DOBSON	13			13

**SUPERBIKE MASTERS - PERIOD 6 FORMULA 750cc**

Pos	No	Name	Rnd 1 Race 1	Rnd 1 Race 2	Rnd 1 Race 3	Total
1	29	Scott CAMPBELL	25	25	25	75
2	62	Phillip BURKE	20	20	20	60
3	151	Phillip BEVAN	18	18	18	54
4	22	Karen WEBB	17	17	17	51
5	816	Darren LARK		16		16

**SUPERBIKE MASTERS - PERIOD 6 FORMULA 1300cc**

Pos	No	Name	Rnd 1 Race 1	Rnd 1 Race 2	Rnd 1 Race 3	Total
1	36	Murray CLARK	25	25	25	75
2	75	Steven HARLEY		20	20	40
3	14	Jason DAWSON	18	18		36
4	9	Dean CASTLETON	20			20

.....  
Chief Timekeeper - Scott Laing

.....  
Race Director - Tom Williams



**www.computime.com.au**  
**COMPUTIME RACE TIMING SYSTEMS PTY LTD**







Round 1 : February 25 - 27

Phillip Island GP Circuit



ASBK.COM.AU f t i y

SUPERBIKE MASTERS

Race 3

Date: 27/02/22  
Event: R16  
Weather: Cloudy - Temp: 22.7C  
Track: Dry - Temp: 36.0C

Started at: 16:29:03  
Laps: 5  
Starters: 18  
Printed at: 17:00


AMENDED RACE INFORMATION


Time	Description
16:25:00	Pit exit open - closes in 1:00
16:25:05	WARM UP LAP STARTED
16:26:01	PIT EXIT CLOSED
16:29:03	Event Start
16:29:24	Race Direction: Start is under investigation
16:31:42	Rider 33 (James AGOMBAR) JUMP START PENALTY (Wrong start position)
16:37:45	Chequered Flag
16:41:23	Event Finish
16:41:24	Penalise Rider 33 (James AGOMBAR (VIC)) 10 seconds

\*\*\* Rider 33 (James AGOMBAR (VIC)) - 10 second penalty imposed by Clerk of Course for jumped start \*\*\*

\*\*\* AMENDMENT: JUMP START PENALTY REMOVED UPON REVIEW BY RACE DIRECTOR \*\*\*

The results are provisional until the end of the time limit for protests and appeals.

  
Chief Timekeeper - Scott Laing

  
Race Director - Tom Williams



www.computime.com.au  
COMPUTIME RACE TIMING SYSTEMS PTY LTD

